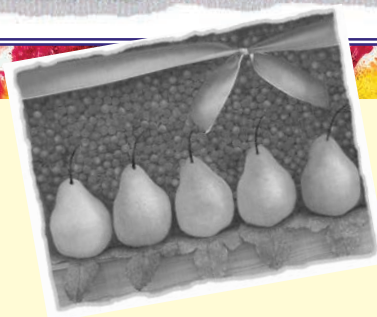



For the artist in everyone

MARSHALL'S
PHOTO COLORING SYSTEM

PRODUCTS LIMITED ONLY BY YOUR IMAGINATION!



"SIMPLY PEARFECT"
© Linda Herbert

D

iscover the world of handcoloring with Marshall's Oils Product Line. Marshall's Oils may be applied on prints, film, transparencies, negatives, even computer canvas paper!

Marshall's Oils can be intermixed for a vast range of color combinations from soft and subtle to bold and intense. The self-blending Liquid Retouch colors may be applied over each other and the Spotting Dyes can be mixed to produce nearly any shade desired.

The merging of painting techniques with your own photographic imagery enables you to artistically attain the best of both worlds – creating *Colorful Creations* to cherish yourself or share with others.

Marshall's Products may be used alone or in combination with any of these methods:

- ☞ Toning or Airbrushing.
- ☞ Overlaying of oil colors on toned or retouched prints to produce other colored effects.
- ☞ Applying Photo Pencils over or in combination with Oils.
- ☞ Applying Oil colors over Spot-All Dyes after liquid dries.
- ☞ Applying oils in a light to heavy range with brush or palette knife.
- ☞ And always remember to prepare glossy prints with Marshall's Pre-Color Spray.

“LEARN TO COLOR BLACK AND WHITE PHOTOGRAPHS WITH MARSHALL'S PHOTO COLORING SYSTEM! YOU DON'T NEED AN EXTENSIVE BACKGROUND IN ART TO LEARN TO HANDCOLOR. YOU'LL ENJOY THE PROCESS AND SURPRISE YOURSELF WITH THE BEAUTIFUL RESULTS YOU CAN OBTAIN IN A VERY SHORT TIME! THE PHOTOGRAPH ALREADY HAS THE VALUES, MEANING THE DARKS AND LIGHTS THAT DEFINE YOUR SUBJECT, SO YOU SIMPLY PLAY WITH PURE COLOR!” – Cheryl Winsor



SAMPLE SHOWS HANDCOLORING ON “FLORAL CHEST” © Linda Herbert AVAILABLE IN THE FINELADY COLLECTION.



SEE ALL OUR NEW PRODUCTS INCLUDING: MARSHALL'S INK JET CANVAS, “PERFECT PAIR” INK JET CANVAS & PHOTO OILS SET, MARSHALL'S METALLICS SET, MARSHALL'S SOFT LIGHTS & BRIGHT LIGHTS WANDS & THE FINELADY COLLECTION BY LINDA HERBERT.

OIL PAINT SETS



MARSHALL'S HAS BEEN THE PRODUCT OF CHOICE FOR PROFESSIONAL HAND COLORISTS FOR OVER 70 YEARS. THERE IS NO SUBSTITUTE! OUR OILS ARE DIFFERENT FROM REGULAR OILS IN THAT THEY ARE TRANSPARENT, LETTING THE DETAILS OF THE ORIGINAL IMAGE SHINE THROUGH.



MASTER OIL SET

Contains 46 assorted 1/2" x 2" oil color tubes, 3/4" x 4" tubes of Extender and Drier, 1 oz. bottle of Marlene, P.M.S. and Duolac, a mixing palette, skewers, cotton and instructions.

☞ MS-MS



HOBBY OIL SET

Contains 15 assorted 1/2" x 2" oil color tubes, a 3/4" x 4" tube of Extender, 1 oz. bottle of Marlene and P.M.S., a mixing palette, skewers, cotton and instructions.

☞ MS-HS



LEARN TO COLOR SET

Contains 9 assorted 1/2" x 2" oil color tubes, a 1/2" x 2" tube of Extender, 1 oz. bottle of P.M.S., skewers, cotton and instructions.

☞ MS-LCS



INTRODUCTORY SET

Contains 5 assorted 1/2" x 2" oil color tubes, 1/2 oz. bottle of P.M.S., skewers, cotton and instructions.

☞ MS-IS



ADVANCED OIL SET

Contains 20 assorted 1/2" x 2" oil color tubes, 3/4" x 4" tubes of Extender and Drier, 1 oz. bottle of Marlene, P.M.S. and Duolac, a mixing palette, skewers, cotton and instructions.

☞ MS-AS

“THE CHOICE OF COLOR IS UP TO YOU. USE SUBTLE COLOR FOR A DREAMY, NOSTALGIC LOOK OR INTENSE COLOR TO CREATE A DRAMATIC LOOK. COLOR A SMALL AREA OR THE ENTIRE PRINT. WARM COLORS, LIKE RED, ORANGE AND YELLOW APPEAR TO ADVANCE, WHILE COOL COLORS, LIKE BLUE AND PURPLE APPEAR TO RECEDE. USING THESE WARM AND COOL COLORS NEXT TO EACH OTHER CAN PROVIDE SOME EXCITING VISUAL CONTRAST, ENHANCING THE ILLUSION OF DIMENSION IN THE PICTURE.”

“MARSHALL'S ‘EXTRA-STRONG’ COLORS MAKE IT POSSIBLE TO EXPERIMENT WITH THE MOST VIVID COLORS AVAILABLE IN A TRANSPARENT OIL. GREAT FOR ADDING EVEN MORE DRAMA TO YOUR COLOR PALETTE!”

“HANDCOLORING IS EASY ANYWHERE THAT YOU ARE COMFORTABLE AS LONG AS YOU HAVE GOOD LIGHTING. THE BEST ARTIFICIAL LIGHT AVAILABLE IS THE DRAWING TABLE STYLE LAMP WHICH HAS BOTH A FLUORESCENT AND AN INCANDESCENT BULB. THE COMBINATION CREATES A LIGHT THAT CLOSELY MATCHES NATURAL DAYLIGHT AND IS USEFUL FOR ACCURATELY ‘SEEING’ THE COLORS WITHIN THE PRINT THAT YOU ARE HANDCOLORING.”

“THE SUBJECTS IN YOUR PHOTOGRAPHS ARE RARELY ALL ONE COLOR. TO AVOID A ‘FLAT’ LOOK YOU MAY WANT TO BLEND TWO OR MORE COLORS IN APPROPRIATE AREAS OF YOUR SUBJECT. AN APPLE MAY BE MAINLY RED, BUT A CLOSER LOOK WILL REVEAL AREAS WITH A TOUCH OF YELLOW OR GREEN. USE A BIT OF RED WITH SOME BLUE OR PURPLE IN IT TO COLOR THE SHADOW SIDE OF THE APPLE. THIS GIVES THE EFFECT OF ‘COOLING’ DOWN THE RED IN THE SHADOW”.

“OBSERVE THE WAY THE LIGHT IS FALLING ON YOUR SUBJECT. REDUCING OR REMOVING COLOR CAN ALLOW THE HIGHLIGHTS TO ‘SPARKLE’. CONSIDER USING BLUE AND PURPLE IN THE SHADOWS CAST BY YOUR SUBJECT. THIS IS ESPECIALLY EFFECTIVE IF THE DOMINANT COLORS IN YOUR SUBJECT ARE WARM.”

“THE OILS ARE EASY TO APPLY, EASY TO REMOVE IF YOU MAKE A MISTAKE, OR SIMPLY CHANGE YOUR MIND, AND YET, ARE PERMANENT WHEN DRY. UNLIKE REGULAR ARTIST’S OILS, MARSHALL’S OILS ARE TRANSPARENT AND HAVE BEEN ESPECIALLY CREATED FOR WORKING ON PHOTOGRAPHS.”

“THE MARSHALL’S PHOTO COLORING PENCILS ARE PERFECT FOR DETAILS AND HIGHLIGHTS AND MAY BE USED WITH THE OILS OR BY THEMSELVES.

B&W PHOTO SETS

MARSHALL’S BLACK & WHITE PHOTO SETS FEATURE BLACK & WHITE PHOTOGRAPHS BY PHOTOGRAPHER, CHERYL WINSER. THERE ARE THREE SETS OF 8” x 10” AND THREE SETS OF 5” x 7” PHOTOGRAPHS. EACH SET CONTAINS THREE PICTURES ON A SELECTED THEME. THE GENERAL DIRECTIONS AND “BEFORE AND AFTER” PICTURES OF EACH PHOTOGRAPH APPEAR ON THE PACKAGING. THESE PHOTOGRAPHS ARE PRINTED ON SEMI-MATTE POLYCONTRAST PAPER. HANDCOLOR EACH WITH MARSHALL’S OILS.



“STILL LIFE”
8”x10” PHOTO SET
Contains 3 ready-to-color black & white photographs.
MS-PHS1



“PURE ROMANCE”
8”x10” PHOTO SET
Contains 3 ready-to-color black & white photographs.
MS-PHS2



“CHILD SMILES”
8”x10” PHOTO SET
Contains 3 ready-to-color black & white photograph
MS-PHS3



“KIDS AT PLAY” 5” x 7” PHOTO SET
Contains 3 ready-to-color black & white photographs
MS-PHS4

“FANCY FLOWERS” 5” x 7” PHOTO SET
Contains 3 ready-to-color black & white photographs
MS-PHS5

“BABY’S ROOM” 5” x 7” PHOTO SET
Contains 3 ready-to-color black & white photographs
MS-PHS6

COMBINATION SETS



PENCIL AND OIL ACTIVITY SETS
Each set contains one professional 8” x 10” black & white photograph, 5 assorted 1/2” x 2” oil color tubes, 6 assorted photo coloring pencils, 1/2 oz. bottle of P.M.S., skewers, cotton, an Eberhard Faber vinyl eraser and instructions.

“POCKETFUL OF PETUNIAS” ACTIVITY SET
MS-COMBO
“BEARS READING” ACTIVITY SET
MS-COMBO2
“LILACS AND APPLES” ACTIVITY SET
MS-COMBO3



LEARN TO COLOR WITH PHOTOS SET
Contains 9 assorted 1/2” x 2” oil color tubes, a 1/2” x 2” tube of Extender, 1 oz. bottle of P.M.S., skewers, cotton and instructions. Also includes one three-picture Photo Set. These sets are sold with assorted picture packs.
MS-LCSP



PORTRAIT SET
Contains 10 assorted 1/2” x 2” oil color tubes, 6 photo pencils, a 1/2” x 2” tube of Extender, eraser, skewers, cotton and “how-to” instructions for coloring portraits.
MS-POR

“CLICK -N- COLOR”
CAMERA ACTIVITY KIT
Our newest combination set offers everything necessary to make your own coloring creations beginning with the photographs. It’s especially great for kids!

Contains one single-use black & white camera with flash, 5 assorted 1/2” x 2” oil color tubes, 6 assorted photo pencils, skewers, cotton, an Eberhard Faber vinyl eraser and instructions.
MS-CAMKIT



“PERFECT PAIR” INK JET CANVAS & OIL SET
This set pairs 5 sheets of ink jet canvas paper with oils and accessories needed to create beautiful handcolored canvases.
Contains 5 sheets of 8 1/2” x 11” ink jet canvas, 5 assorted 1/2” x 2” oil color tubes, an Eberhard Faber vinyl eraser, one paint brush, 10 Marshall’s Artist Applicators and an instructional CD.
MS-CANCOMBO

HANDCOLORING WANDS

MARSHALL SOFT LIGHTS & BRIGHT LIGHTS ARE THE PERFECT TOOLS FOR HANDCOLORING ACCENTS ON IMAGES. THEY CAN BE USED ON MARSHALL’S PREPRINTED CANVAS, CARD STOCK OR BLACK & WHITE PHOTOS.



MARSHALL’S SOFT LIGHTS
Contains 6 soft colored wands and instructions.
MS-MARSOF

MARSHALL’S BRIGHT LIGHTS
Contains 6 bright colored wands and instructions.
MS-MARBRI

PHOTO PENCIL SETS

MARSHALL PHOTO PAINTING PENCILS ENHANCE DETAILS OR HIGHLIGHTS AND CAN CREATE UNUSUAL EFFECTS BY THEMSELVES IN COVERING A PRINT. THREE SETS ARE AVAILABLE. COLORS AVAILABLE ARE MATCHED TO MARSHALL’S OIL COLORS.

DELUXE PENCIL SET
Contains 14 assorted pencils, 1/2 oz. bottle of P.M.S., skewers, cotton and instructions.
MS-PSET



STARTER PENCIL SET
Contains 9 assorted pencils, 1/2 oz. bottle of P.M.S., skewers, cotton and instructions.
MS-SPSET



TROPICAL PENCIL SET
Contains 14 assorted pencils including gold and silver, 1/2 oz. bottle of P.M.S., skewers, cotton and instructions.
MS-TPSET

EMBELLISHMENTS



MARSHALL’S ACRYLIC METALLICS ARE THE PERFECT ACCENT TO ANY MARSHALL’S OILS COLLECTION. AFTER THE OILS HAVE DRIED, ADD A METALLIC OR PEARL FLOURISH FOR SHIMMERING FINISHES AND EFFECTS.
MARSHALL’S METALLICS
Contains bright gold, silver, copper and pearl acrylic paint in 20 mil tubes, 4 oz. bottle of non-toxic brush cleaner, one detail-oriented paintbrush and instructions.
MS-MPSET

“MARLENE, A MARSHALL’S PRODUCT THAT IS SIMILAR TO TURPENTINE, IS USED TO REMOVE OIL COLOR. YOU CAN CLEAN OFF THE ENTIRE PRINT AND START OVER, OR SIMPLY CLEAN UP ONE AREA. DAMPEN A COTTON BALL WITH MARLENE, (OR DIP A COTTON SWAB INTO THE BOTTLE), AND WIPE AWAY THE UNWANTED COLOR. REPEAT, AS NECESSARY, WITH FRESH COTTON. YOU MAY ALSO USE A WHITE PLASTIC ERASER TO CLEAN UP EDGES AND SMALL DETAILS.”

“LIGHTER TINTS MAY BE ACHIEVED BY MIXING THE OIL COLORS WITH MARSHALL’S EXTENDER. IT IS A COLORLESS GEL. USE A SMALL AMOUNT AND MIX WITH THE CHOSEN COLOR ON YOU PALETTE. IT MAY ALSO BE USED TO REDUCE OR REMOVE COLOR IN THE HIGHLIGHTS OF YOUR PRINT. REMOVE ANY EXCESS EXTENDER WITH A FRESH COTTON SWAB.”

“DRYING TIME MAY VARY ACCORDING TO PAPER TYPE, HEAVINESS OF OILS, AND EVEN HUMIDITY. IF YOU HAVE APPLIED LIGHT TINTS, YOU CAN TYPICALLY SAFELY HANDLE THE PRINTS IN JUST A FEW DAYS.”

“USE SEVERAL SHEETS OF NEWSPRINT UNDER YOUR PHOTO TO PROVIDE A CLEAN, FLAT WORKING SURFACE. IT CUSHIONS THE PRINT AND HELPS PREVENT ANY ACCIDENTAL IMPRINT.”

“ALMOST ANY IMAGE CAN BE HANDCOLORED. YOU CAN USE A BLACK & WHITE PHOTO, A COLOR PHOTO, AN IMAGE SCANNED INTO YOUR COMPUTER OR AN IMAGE TAKEN WITH A DIGITAL CAMERA AND SENT RIGHT THROUGH YOUR COMPUTER. NOT ONLY CAN YOU TAKE THE IMAGES, DEVELOP THEM, MANIPULATE AND RETOUCH THEM, YOU CAN PRINT THEM AND PAINT THEM WITH MARSHALL’S OILS. WHY NOT JUST USE A COMPUTER-COLORING PROGRAM? THERE IS A BIG DIFFERENCE IN YOUR FINAL PIECE WHEN HAND-COLORING WITH REAL OILS. USING BRUSH STROKES AND CREATING TEXTURES ADD A REAL ARTIST’S TOUCH TO YOUR IMAGE. MARSHALL’S OILS ON MARSHALL’S INK JET CANVAS CREATE A GENUINE WORK OF ART.”

“FOR BEST RESULTS WHEN CREATING DIGITAL ART, USE A COMPUTER THAT HAS 450 MHz OR BETTER, 128k OR 256 RAM AND A 10 GIGABYTE HARD DRIVE. AN EXTERNAL DRIVE WILL PROVIDE ADDITIONAL STORAGE, AND A CD BURNER ALLOWS YOU TO TRANSFER YOUR WORK TO A CD FOR STORAGE OR TO SHARE WITH FRIENDS & FAMILY. A 17” MONITOR IS IDEAL FOR VIEWING YOUR IMAGE. AND A HIGH RESOLUTION INK JET PRINTER SUCH AS THE EPSON SYLUS PHOTO 1270 IS PERFECT FOR PRINTING YOUR IMAGES TO CANVAS.”



INK JET CANVAS

MARSHALL’S INK JET CANVAS IS A COTTON-COATED, HEAVYWEIGHT 110 POUND, ACID-FREE WHITE CANVAS PAPER. IT EASILY PRINTS IN MOST INK JET PRINTERS. THE IMAGES ON THE CANVAS CAN BE PRINTED IN BLACK & WHITE, SEPIA TONE OR COLOR AND THEN HANDCOLORED OR EMBELLISHED WITH MARSHALL’S OILS, PENCILS OR METALLICS.

MARSHALL’S INK JET CANVAS
10 sheets of 8 1/2” x 11”
ink jet canvas and instructions.
MS-IJC10



1 scan
a photograph



2 print
in greyscale or sepia
&
3 handcolor
with Marshall's!



Create beautiful handcolored works of art with your own photographs, illustrations or original artwork by applying Marshall's Oils to the ink jet printed canvas. Simply scan your creation, print with your ink jet printer on Marshall's Ink jet Canvas and then handcolor using Marshall's Oils.

PROFESSIONAL SPRAYS

PRE-COLOR SPRAY

Used to pretreat glossy black & white prints, sepia or brown-tone prints, color prints, resin-coated photographic papers, canvas or canvas board to allow them to accept Marshall's Oils or Color Pencils.

MS-PCS



MATTE FINISH SPRAY

This odorless, workable matte fixative spray has many uses for the artist or photographer. Gives a matte finish to a glossy photo, protects non-fired stained ceramics, opaqued negatives, dried florals. May be worked over with any art medium.

MS-MFS



SPRAY ADHESIVE

Bonds to cardboard, foam rubber, plastic films, wood, cloth and metal. Allows for permanent or temporary bonding. Quick tack and water resistant.

MS-SA

GLOSS COAT SPRAY

A clear, acrylic glossy coating used to protect surfaces, add glossy finish to non-gloss papers or objects, protects finished art drawings. Smudge proof and moisture proof.

MS-GC

HANDCOLORING VIDEO



HANDCOLORING PHOTOGRAPHS – THE VIDEO

By James A. McKinnis.
Basic handcoloring technique. Watch a photograph being handcolored from start to finish to see the process for

yourself as Mr. McKinnis explains his techniques. Learn all about the materials you need to handcolor your own photographs. Discover the best photographic enlarging papers so you can obtain optimum results handcoloring your own photographs. 50 minute running time.

MS-VIDEO

SPOT-ALL LIQUIDS

MARSHALL’S SPOT-ALL LIQUIDS ARE FOR RETOUCHING, SPOTTING, COLORING AND CORRECTING PHOTOGRAPHS AND BLACK & WHITE NEGATIVES. INVISIBLE WITH RAPID DRYING. USE ON MOST FILM AND GLOSSY OR MATTE PHOTOGRAPHIC PAPER.

SET 6BT

Contains
blue/black, selenium
brown, neutral
black, sepia tone,
brown tone, olive
tone in 1/2 oz.
dropper bottles.

MS-6BT



SET 3B

Contains blue/black, selenium brown, neutral black in 1/2 oz. dropper bottles.

MS-3B

RETOUCHING DYES

MARSHALL’S LIQUID RETOUCH COLORS ARE SELF-BLENDING AND CAN BE APPLIED OVER EACH OTHER UNTIL DESIRED SHADES ARE REACHED. THEY MAY BE USED FOR COLOR AND BLACK & WHITE PRINTS AND TRANSPARENCIES. EACH KIT HAS 8 ASSORTED 1/2 OZ. DROPPER BOTTLES AND INSTRUCTIONS.

SET RC-1

Contains primary yellow, red, blue, basic flesh, green, brown, black and blue.

MS-RC1

SET RC-2

Contains gray, violet, bright orange, raw sienna, bright red, foliage green, verona brown, flesh shadow.

MS-RC2

SET RC-3

Contains aqua, bright violet, burnt sienna, cheek, lipstick red, oxide green, sky blue and viridian.

MS-RC3


“SPOTTING, WHICH REFERS TO THE RETOUCHING OF SMALL IMPERFECTIONS IN A PRINT, IS USUALLY DONE BEFORE YOU BEGIN TO HANDCOLOR. THESE MOST OFTEN APPEAR AS SMALL WHITE DOTS ON A BLACK AND WHITE PRINT. THEY ARE CAUSED BY DUST AND DIFFICULT TO AVOID COMPLETELY IN THE PRINTING PROCESS. BY MIXING A FEW DROPS OF MARSHALL’S SPOT-ALL LIQUIDS YOU CAN MATCH THE TONE OF ANY BLACK AND WHITE PRINT, OR EVEN A SEPIA TONED PRINT. USING A VERY FINE BRUSH (SIZE #3/0 TO #5/0), DILUTE SMALL AMOUNTS OF THE MIX WITH WATER, CREATING A TONE THAT IS LIGHTER THAN THE AREA SURROUNDING THE DUST SPOT. TOUCH THE BRUSH TO A PAPER TOWEL OR TISSUE, SO THAT IT IS NOT OVERLOADED WITH THE LIQUID. APPLY ONE SMALL DOT AT A TIME TO THE WHITE SPOT, GRADUALLY FILLING IT IN, UNTIL IT MATCHES THAT SECTION OF THE PRINT AND ‘DISAPPEARS’!”

“IF YOU ARE UNABLE TO FINISH YOUR HANDCOLORING IN ONE SITTING, CLEAN UP THE EDGES OF THE COMPLETED SECTIONS. TRY TO FINISH ANY BLENDING IN THOSE SECTIONS OF YOUR PRINT. FOR INSTANCE, IF YOU ARE APPLYING CHEEK COLOR TO A FACE, IT WILL BE EASIER TO BLEND WHILE THE BASE COLOR IS STILL FRESH.”

“HANDCOLORED GREETING CARDS USING **MARSHALL’S METALLICS** SHOW OFF SPECIAL SHIMMERING EFFECTS THAT COMPUTERS CANNOT REPRODUCE.”

“TO PREPARE THE SURFACE OF THE CARD FOR HANDCOLORING WITH MARSHALL’S OILS, APPLY A SMALL AMOUNT OF MARSHALL’S COLORLESS GEL EXTENDER DIRECTLY TO THE SURFACE AREA OF THE PRINT. THIS PROCESS WILL HELP THE OIL COLORS BLEND EVENLY AND SMOOTHLY. USE FRESH SWABS TO BLEND THE EXTENDER INTO THE CARD SURFACE WITH A LIGHT TOUCH. ADD MORE EXTENDER IF NEEDED.”

“RUB MARSHALL’S OILS INTO THE CARD ALLOWING THEM TO PENETRATE INTO THE SURFACE. YOU SHOULD BE ABLE TO RUN YOUR FINGERS ACROSS THE CARD WITHOUT ANY COLOR COMING OFF. USE A CLEAN SWAB FOR EACH COLOR YOU APPLY TO THE CARD. REMEMBER, A SMALL AMOUNT OF OIL WILL GO A LONG WAY, SO APPLY SPARINGLY. BLEND COLORS WITH A CLEAN SWAB. MARSHALL’S EXTRA STRENGTH COLORS ARE AVAILABLE FOR MORE VIVID TINTS. FOR FINE DETAILS AND TO ACHIEVE HIGHLIGHTS AND SHADOWS, USE A BRUSH TO SLOWLY BUILD AND LAYER THE COLORS.”



“GREETING CARDS



FINELADY GREETINGS COLLECTIONS FEATURE THREE SETS OF EIGHT CARDS AND ENVELOPES PRINTED WITH PHOTOGRAPHS BY LINDA HERBERT. INSTRUCTIONS ARE PROVIDED WITH “BEFORE AND AFTER” PICTURES. THE CARDS ARE PRINTED ON FINE CARD STOCK AND SHOULD BE PRIMED WITH MARSHALL’S EXTENDER PRIOR TO HANDCOLORING WITH MARSHALL’S OILS. THE INSIDE PANELS OF THE CARDS ARE BLANK FOR YOUR PERSONAL GREETINGS.



“FLORAL FANTASIES” CARD COLLECTION

Contains eight cards (2 each of 4 designs), envelopes and instructions.

☞ MS-PHC1SET



“ADORABLE BEARS” CARD COLLECTION

Contains eight cards (2 each of 4 designs), envelopes and instructions.

☞ MS-PHC2SET



“VICTORIAN DREAM” CARD COLLECTION

Contains eight cards (2 each of 4 designs), envelopes and instructions.

☞ MS-PHC3SET

MARSHALL’S FINELADY COLLECTION IS BY TALENTED PHOTOGRAPHER & HANDCOLORIST, LINDA HERBERT. SHE SHARES HER FINEST IMAGES WITH YOU. THE COLLECTIONS FEATURE TREASURED MASTERPIECES FOR YOU TO HANDCOLOR WITH MARSHALL’S OILS, MARSHALL’S PHOTO PENCILS, MARSHALL’S METALLICS & MARSHALL’S SOFT LIGHTS & BRIGHT LIGHTS WANDS.

“COMPLIMENTS” CANVAS & CARD SETS

THESE SETS COMBINE A CANVAS AND CARD INTO ONE UNIQUE SET. A PRE-PRINTED 8” x 10” CANVAS IMPRINTED WITH SEPIA TONED PHOTOGRAPHY BY LINDA HERBERT AND MATCHING 5” x 7” GREETING CARD & ENVELOPE ARE INCLUDED IN THE CHOICE OF TWO, SELECTED THEME SETS. THE CARD AND CANVAS CAN BE HANDCOLORED WITH MARSHALL’S OILS, PENCILS OR WANDS. (THE GREETING CARD SHOULD BE PRIMED WITH MARSHALL’S EXTENDER BEFORE ADDING OILS.)



“WICKER BASKET & FLOWERS” COMPLIMENTS SET

Contains one 8” x 10” canvas and one 5” x 7” greeting card & envelope and instructions.

☞ MS-CANCAR1



“FLORAL CHEST” COMPLIMENTS SET

Contains one 8” x 10” canvas and one 5” x 7” greeting card & envelope and instructions.

☞ MS-CANCAR3

“COMPOSITIONS” CANVAS SETS



THREE DIFFERENT SETS OFFER YET ANOTHER DIMENSION IN CREATIVITY WHEN PAIRED WITH MARSHALL’S OILS. THREE DIFFERENT, PRE-PRINTED 8” x 10” CANVASES IMPRINTED WITH SEPIA TONED PHOTOGRAPHY BY LINDA HERBERT ARE INCLUDED IN EACH SET. “BEFORE AND AFTER” PHOTOGRAPHS APPEAR ON THE PACKAGING.



“FANCY FLORALS” COMPOSITIONS CANVAS SET

Contains 3 ready-to-color 8” x 10” canvases and instructions.

☞ MS-CANV1



“STEPPIN’ OUT” COMPOSITIONS CANVAS SET

Contains 3 ready-to-color 8” x 10” canvases and instructions.

☞ MS-CANV2



“ROMANTIC REFLECTIONS” COMPOSITIONS CANVAS SET

Contains 3 ready-to-color 8” x 10” canvases and instructions.

☞ MS-CANV3

“HANDCOLORING ON CANVAS IS AS EASY AS ‘PAINT BY NUMBERS’! SQUEEZE SMALL AMOUNTS OF MARSHALL’S OILS ONTO YOUR PALETTE. PLACE FOAM CORE OR CARDBOARD UNDER YOUR CANVAS. TO KEEP YOUR IMAGE CLEAN, MASK OFF AROUND THE OUTER EDGES WITH LOW-TACK MASKING TAPE. BEGIN BY PLACING THE TAPE AT THE TOP OF THE IMAGE AND WORKING YOUR WAY DOWN THE CANVAS.”

“DON’T WORRY ABOUT STAYING IN THE LINES ON THE CANVAS. IF YOU MAKE A MISTAKE, SIMPLY USE A COTTON BALL TO REMOVE AS MUCH COLOR AS YOU CAN. USE A WHITE VINYL ERASER TO REMOVE THE REST. YOU CAN ERASE YOUR ERRORS AS LONG AS THE OILS HAVE NOT DRIED. ONCE THE OILS ARE DRY, THE COLOR IS PERMANENT.”

“THE CHOICE OF COLOR IS ENTIRELY UP TO YOU. TRY TO IMAGINE THE COLORS IN THE ORIGINAL PHOTO. YOU MAY USE SUBTLE COLORS FOR A DREAMY NOSTALGIC LOOK OR MORE INTENSE COLOR TO CREATE A DRAMATIC SCENE. YOU CAN MIX COLORS ON YOUR PALETTE, OR YOU CAN ACHIEVE INTERESTING EFFECTS BY MIXING THEM DIRECTLY ON THE CANVAS. USE A SMALL AMOUNT OF MARSHALL’S EXTENDER OR TITANIUM WHITE TO OBTAIN LIGHTER OR PASTEL TINTS. MARSHALL’S OILS ARE ALSO AVAILABLE IN EXTRA STRONG COLORS.”

“IT IS BEST TO REQUEST A MATTE OR SEMI-MATTE PHOTO PAPER FOR HANDCOLORING, BUT YOU MAY USE MARSHALL’S PRE-COLOR SPRAY TO CREATE A MATTE SURFACE ON A GLOSSY PRINT. THIS LAYER OF SPRAY IS A BIT MORE FRAGILE TO WORK ON, BUT WITH A LIGHT TOUCH, BOTH THE OILS AND PENCILS WILL ADHERE TO THE SURFACE.”

“GATHER THOSE WONDERFUL OLD FAMILY PHOTOS AND CHOOSE YOUR FAVORITES FOR HANDCOLORING! TO PRESERVE THE ORIGINALS, WHICH MAY BE SOMEWHAT FRAGILE WITH AGE, TAKE THEM TO A PHOTO LAB THAT PROVIDES CUSTOM BLACK AND WHITE PRINTING. THEY CAN MAKE A NEW NEGATIVE FROM YOUR ORIGINAL. THEN YOU CAN CHOOSE TO HAVE ANY NUMBER OF NEW PRINTS MADE ON MATTE OR SEMI-MATTE PHOTO PAPER. IF YOU ENJOY SCRAPBOOKING, HANDCOLOR SEVERAL OF THESE VINTAGE FAMILY BLACK & WHITE PHOTOS TO CREATE HERITAGE PAGES!”

“MARSHALL’S PHOTO PENCILS ARE WONDERFUL FOR DETAILS AND HIGHLIGHTS. DIPPING THE PENCIL INTO MARSHALL’S P.M. SOLUTION WILL CREATE MORE INTENSE COLOR AND ALLOW THE COLOR TO BLEND EASILY.”

ACCESSORIES

P.M. SOLUTION

A solution of Marshall Liquid Medium in turpentine. Prepared as a convenience to the colorist. Available in 1 oz. and 4 oz. bottles

☞ MS-PMS1 (1 oz.)

☞ MS-PMS (4 oz.)



MARLENE

This liquid is perfect for removing undesired color. Colorless, rapid evaporating, non-flammable. Unlike turpentine, it will not spread, shine when dry or leave a ring. Available in 1 oz. and 4 oz. bottles.

☞ MS-M1 (1 oz.)

☞ MS-M (4 oz.)



DUOLAC

Protects colored prints and permits them to be cleaned. This varnish will provide either a glossy or dull finish. Available in 1 oz. and 4 oz. bottles.

☞ MS-DU1 (1 oz.)



REPLACEMENT OIL TUBES

Oils may be purchased individually in 1/2" x 2" or 3/4" x 4" tubes. Available as single tubes or in a box of 6 (same color).



REPLACEMENT PHOTO PENCILS

Pencils may also be purchased separately.

RED SABLE BRUSHES

Excellent brushes for critical opaquing, spotting and retouching processes. Features red sable bristles, seamless ferrules on lacquered hardwood handles. Available in sizes for superfine 5/0 to 2/0.

VINYL ERASER

Pencil style white vinyl eraser.

☞ MS-ERASER

ARTIST WIPES

Each canister contains 70 – 5" x 8" pop-up, perforated wipes, tough enough to clean the messiest art tools, yet gentle on hands. No petroleum based solvents, perfumes or harsh chemicals are present.

☞ MS-WIPE



MARSHALL'S ARTIST APPLICATORS

These dual-tipped applicators (round end for general applications and a pointed

end for more detail-oriented work) are specially designed for use with Marshall's Oils. Contains 25 dual-tipped applicators.

☞ MS-SWAB



MARSHALL'S BLEND-ALL BLENDER PENCIL

This colorless pencil allows oil and pencil colors to be blended smoothly with soft strokes.

☞ MS-PBLEND

GUIDE & GALLERY


OFFICIAL MARSHALL'S HANDCOLORING GUIDE & GALLERY

By Grace & George Schaub


The tools and techniques of handcoloring using Marshall's materials.

Step-by-step approaches to getting started with a history of handcoloring. Over 40 artists share their own creative insights and techniques.

☞ MS-BK



Handcolor Black & White, Sepia Tone or Full Color images with Marshall's Oils to create your own masterpiece. These handcolored samples show the unlimited range of techniques. From black & white photos to full color canvas...For the artist in everyone!





Make Colorful Creations with your Black & White Images and More!



Take your favorite photographic subject: pets, a brand new baby, your family portrait, the summer vacation and make it a work of art with Marshall's Photo Coloring System...from Ink jet Canvas to Marshall's Oils to Photo Pencils & Metallics...Marshall's has everything you need!



You can handcolor Black & White images with Marshall's Oils to create your own color palette. You're only limited by your own imagination!



Enhance color images with Marshall's Oils. Adding oils to your printed ink jet canvas or photograph creates a painted effect to images. For the artist in everyone!



MARSHALL'S HAS BEEN THE PRODUCT OF CHOICE FOR PROFESSIONAL HAND COLORISTS FOR OVER 70 YEARS.

THERE IS NO SUBSTITUTE! NOW YOU AT HOME CAN ACHIEVE THE SAME PROFESSIONAL RESULTS.

MARSHALL'S OILS ARE DIFFERENT FROM REGULAR OILS IN THAT THEY ARE TRANSPARENT, LETTING THE DETAILS OF THE IMAGE SHINE THROUGH.

MARSHALL'S OFFERS FIVE OIL SETS, INCLUDING MASTER OIL SET, ADVANCED OIL SET, INTRODUCTORY SET, LEARN TO COLOR SET AND HOBBY OIL SET. FOR DETAIL WORK, A COMPLETE LINE OF HANDCOLORING PENCILS ARE AVAILABLE.

ALL MAY BE FOUND AT YOUR LOCAL CRAFT, SCRAPBOOK, PHOTO AND ART SUPPLY STORES.

- ☞ Easy, fun coloring system for handcoloring black & white photos, ink jet printed canvas or greeting cards.
- ☞ Oops! Make a mistake while handcoloring black & white photographs? No problem, just erase a small area or wipe clean with solution and start again.
- ☞ Mix oils to create your own colors.
- ☞ Archival quality. Oils will not fade or harm original photo.



Marshall's Oils is a division of Brandess-Kalt-Aetna Group, Inc., Vernon Hills, Illinois.



For more information on Marshall Photo Oil products, please call: 847/821-0450 ext. 428 or visit our website at: www.marshallcolors.com